

KX-NT400 EXECUTIVE IP TELEPHONE

Panasonic KX-NT400 is an innovative and stylish executive IP telephone for the KX-NCP and KX-TDE communication platforms. As an Applications device the KX-NT400 IP telephone is extremely user-friendly thanks to its large, colour, touch screen interface and built-in Communication Assistant - compact software, allowing users quick and easy access to unified communications.

The KX-NT400 Graphical User Interface (GUI) is highly intuitive and information is grouped and divided into logical tabs for ease of use.



▶ MAIN SCREEN

Users can access many key features from the Home screen including presence settings, call forward and do-not-disturb (DnD) settings, time display, access voicemail, new messages waiting, missed calls, feature key, application lock, ringer off setting, mute, speakerphone and bluetooth® module.



▶ FEATURE KEY SCREEN

Quickly access up to 48 line appearance of users, access information, system features and account codes. Change ringing volume and tone.



▶ CALLS SCREEN

The Calls screen shows currently connected calls and context sensitive call control functions that can be used for each call, depending on the call status. These functions include common features such as ability to record a call, make a conference call, park a call and transfer calls etc.



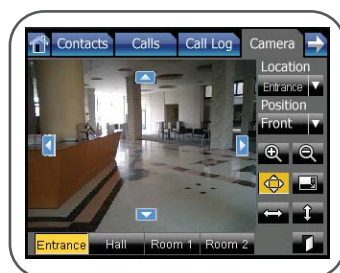
▶ CONTACTS SCREEN

Make it easy to contact people, with key features including search for a contact, make a call, start chat, dial using keypad, as well as add, edit or delete a contact. Users have three ways to enter information, either with the virtual soft keyboard on the screen, the 12 keys on the phones keypad or via an optional external USB keyboard.



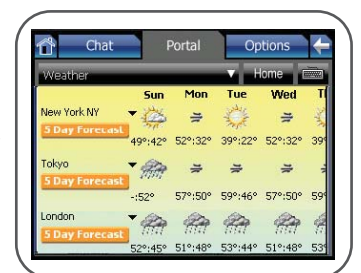
▶ CAMERA SCREEN

The Camera Viewer works with a network camera from Panasonic's KX-HCM or BL-C Series. Users can access many key features from this screen, such as zoom, tilt and pan, view preset, touch and centring, door phone and door opener, still picture recording and viewing, directory integration and register and delete network cameras.



▶ INTRANET PORTAL SCREEN

The Intranet Portal Screen allows users to access business web applications on the company intranet and navigate with a stylus pen. Key features include a home button, pull down menu for up to 50 URLs and the ability to make calls.



CALL LOG SCREEN

The Call Log Screen provides incoming, outgoing and missed call log functions. The key features available from this screen include making a call from the incoming, outgoing and missed calls log, add a contact to the Personal Directory, display details of contacts and view saved images from a network camera.



OPTIONS SCREEN

The Options Screen provides setting and maintenance features for the user and administrator. User options allow users to change key features, such as their password, display, call alert pop-up, dial number and language. Administrator option features allow administrators to access the network, directory server (LDAP), dial modification, maintenance and programming.

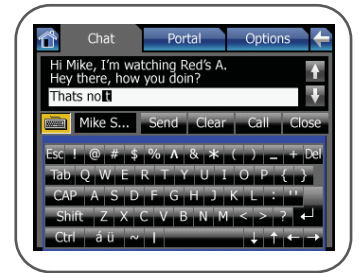


SPECIFICATIONS

CATEGORY	ITEM	KX-NT400
IP Related	Signalling Protocol	PCC proprietary protocol (MGCP based) for Telephony
	Voice CODEC	G.711, G.729A, G.722
	IP Addressing	Static & DHCP
	QoS	VLAN & DiffServ
	Jitter Buffer Size	Up to 200msec (Default)
Telephone Features	LCD	5.7" DVGA TFT 65,000 colours W/Touch Screen & Backlight
	SP Phone	Yes
	Message/Ring Lamp	Dual-coloured LED (Green & Red)
	Ringer Tone	8
Applications	Melody Ringer	10 titles
	Operating System	Windows CE Ver.5.0 Pro
	Network Camera Integration	Yes
	Camera View	Motion JPEG 10fps
	Frame Rate	MPEG4 15fps
	Browser	For intranet access & Web application for business: - HTML HTML 4.01 Supports tables, forms and frames - Scripting JScript 5.5 (ECMA-262 compliant)
	Presence (Absent Message)	Yes
	Directory	- Contacts: 300 entries - Extension Directory - System Speed Dial
	Corporate Directory Access	Simple database integration by LDAP (Ver.3)
	Call Log	- Incoming Calls: 100 - Outgoing Calls: 100
Activation Key	API for External Software Control	HTML
	Application Lock	Protects private information from others. Password required for cancelling Application Lock. When Application Lock is on, Home Screen, Feature Key Screen, Call Control Screen and Options Screen (partially) can be displayed. Telephone feature is always available.
Activation Key	IP-PT	IP Proprietary Telephone Activation Key is required
	Application	No activation key required, but the total number of CA Pro users is adjusted

CHAT SCREEN

The Chat Screen allows users to send and receive short text based messages. There is the option to use the virtual soft keyboard or the 12 keys on the phones keypad for entering alphanumeric characters. The Chat Screen allows users to store up to 2000 messages



ADDITIONAL FEATURES

48 Self Labelling Programmable Soft Keys - for easy call handling.

Easy Navigation Key - A large, easily accessible navigation key allows fast, one touch access to multiple phone system functions. The ergonomically designed navigation key makes it easy to go through phone system feature menus.

Bluetooth® Module - for effortless wireless headset communication.

2nd Ethernet Port - helping your business save costs and reduce desktop clutter by allowing connection from the phone into the PC, rather than the added cost of two cables back to the network switch.

Built-in Headset Jack - for handsfree communication.

Power over Ethernet (PoE) - allows easy installation, as PoE enables data and electrical power to be transmitted over a single Ethernet cable, rather than two separate cables.

CATEGORY	ITEM	KX-NT400
Interface	USB	USB 1.1 - One USB host port for USB keyboard USB low power device only
	SD Slot	Support Panasonic SD Card (32MB to 2GB)
	Bluetooth	Supports optional Bluetooth module for Bluetooth Headset connection Data communication is not supported
	Primary Ethernet	10/100Base-TX
	Secondary Ethernet	10/100Base-TX
	Keyboard Support	Software keyboard on LCD Commercially available USB Keyboard (To be used to enter characters of setting function and chat etc)
	Headset Connection	2.5mm Jack
Adjustment	Handset/Headset Volume Control	4 Steps
	Speakerphone Volume	12 Steps
	Ringer Volume Control	5 Steps (H-M-L-UL-OFF)
	Touch Panel Tone ON/OFF	Yes
	LCD/LCD OFF Timer	Reduces power of LCD and LCD backlight to save power consumption and extend the life of LCD.
Maintenance	LCD Brightness	5 Levels
	LCD Calibration	For touch screen calibration
	Programming for PBX	System Programming, Station Programming
	Programming for NT400	Local Programming
	Firmware Upgrade	From SD card or FTP server
	Data backup	All system data including application data. Data backup by SD card
General	Power Supply	AC Adapter and Power over Ethernet (IEEE802.3af compliant)
	Stylus Pen	Included
	Wall mount	Yes
	Tilt	Yes, 7 Steps (30 to 60°)
	Languages	German, French, Italian, Spanish Portuguese, English, Russian, Ukrainian Other languages available through PBX programming
	Operating Temperature	0-40 °C