

## Quick reference guide Konftel 60W

Connection to computer via Bluetooth Dongle

English

Konftel is a leading company within loudspeaker communication and audio technology. We develop and sell products and technology for telephone meetings based on cuttingedge expertise within acoustics and digital signal processing. Characteristic of our products is that all conference telephones contain the same high quality audio technology – OmniSound®– providing crystal clear sound. Learn more about Konftel and our other products on [www.konftel.com](http://www.konftel.com).

Developed by Konftel AB  
Box 268, SE-901 06 Umeå, Sweden  
Phone: +46 90 706 489 Fax: +46 90 131 435  
E-mail: [info@konftel.com](mailto:info@konftel.com) Web: [www.konftel.com](http://www.konftel.com)

Conference phones for every situation

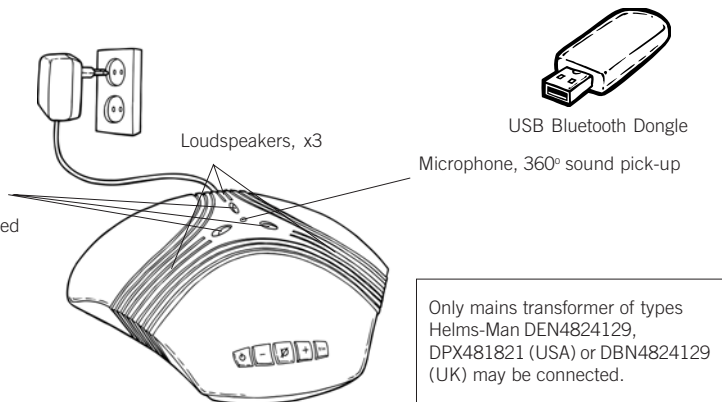




**CONNECTION**

Power supply  
230 V / 120 V

LEDs  
Blue – microphone on  
Blue flash – pairing  
Red – microphone muted

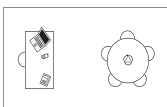


**BUTTONS**



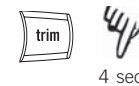
- On/off button**  
Transfer the call from your computer to the Konftel 60W
- button**  
Decrease the speaker volume
- Mute button**  
Briefly press to mute the microphone
- + button**  
Increase the speaker volume
- Trim button**  
When you want to tune your Konftel 60W manually.

**PLACEMENT**



You can place your Konftel 60W up to 10 metres from the telephone or computer (depending on the surroundings). To achieve optimal performance, the distance between the Konftel 60W and the phone should not exceed 5 meters.

**PAIRING WITH BLUETOOTH DONGLE**



Install and prepare the Bluetooth dongle on your computer as described in the Bluetooth dongle instruction guide.

Press the Trim button for 4 seconds until the LEDs start flashing and you hear a beep from the Konftel 60W.

Add the Konftel 60W as a headset device to 'My Bluetooth Place'. Select the Konftel 60W on the device list of the Bluetooth dongle. Enter the passkey '0000'. If the pairing is successful, you will hear a short tone and the LEDs will stop flashing.

The Konftel 60W can store up to 8 phones, more information in the User Guide.

**VOLUME CONTROL**

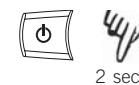


Select Volume control from the Start Menu:

Start > Control panel > Sounds and Audio Devices.

Enter the tab Audio by the Sound recording and make sure that the Bluetooth audio is the default device.

**MAKING OR ANSWERING A CALL**



Answer or make a call with your IP Softphone (i.e. Skype etc.).

Switch to loudspeaker by pressing the On/off-button for 2 seconds on your Konftel 60W.

**ENDING A CALL**



End the call on your IP Softphone. Press the On/off button to turn off the Konftel 60W.

For other functions and information, please refer to your Konftel 60W User Guide on [www.konftel.com](http://www.konftel.com)