

Quick reference guide Konftel 60W

Connection to phones via Bluetooth

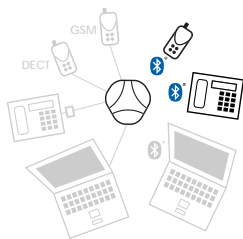
English

Konftel is a leading company within loudspeaker communication and audio technology. We develop and sell products and technology for telephone meetings based on cutting-edge expertise within acoustics and digital signal processing. Characteristic of our products is that all conference telephones contain the same high quality audio technology – OmniSound® – providing crystal clear sound. Learn more about Konftel and our other products on www.konftel.com.

Developed by Konftel AB
Box 268, SE-901 06 Umeå, Sweden
Phone: +46 90 706 489 Fax: +46 90 131 435
E-mail: info@konftel.com Web: www.konftel.com

Conference phones for every situation

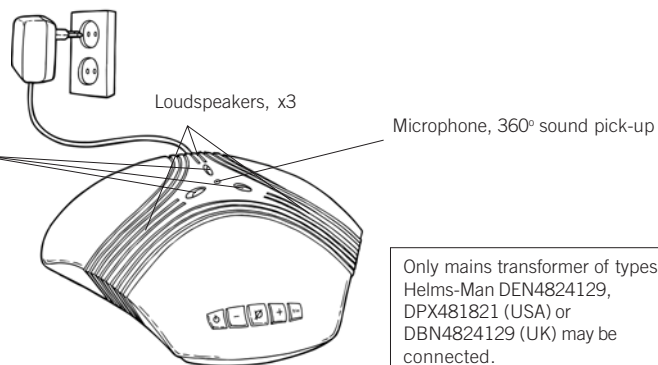




CONNECTION

Power supply
230 V / 120 V

LEDs
Blue – microphone on
Blue flash – pairing
Red – microphone muted



BUTTONS



On/off button
Transfer the call from your phone to the Konftel 60W

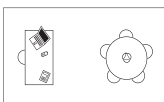
- button
Decrease the speaker volume

Mute button
Briefly press to mute the microphone

+ button
Increase the speaker volume

Trim button
When you want to tune your Konftel 60W manually.

PLACEMENT



You can place your Konftel 60W up to 10 metres from the telephone or computer (depending on the surroundings). To achieve optimal performance, the distance between the Konftel 60W and the phone should not exceed 5 meters.

PAIRING



Press the Trim button for 2 seconds until the blue LEDs start flashing. Please note: When used with some phones, you will need to press the button for twice as long (4 seconds) until you hear a beep.

Follow the instruction for connecting a Bluetooth device to your phone (as described in the phone user guide).

Select the Konftel 60W on the device list. Enter the passkey '0000'. If the pairing is successful, you will hear a short tone and the LEDs will stop flashing.

The Konftel 60W can store up to 8 phones (more information in the User Guide).



ANSWERING A CALL



When the Konftel 60W rings, press the On/off button. If the telephone rings first, wait until your Konftel 60W rings, and then press the On/off button

MAKING A CALL



Make a call with your telephone as usual and transfer the call from your phone to the Konftel 60W. Please refer to your phones User Guide for instructions.

TRANSFERRING A CALL



During a call, press the On/off-button for 2 seconds to transfer the call back to your phone.

ENDING A CALL



When you end the call, the Konftel 60W will switch off automatically.

DISCONNECTING THE BLUETOOTH LINK IN 'OFF' STATE



Press the Mute button to disconnect the Bluetooth link in the phone. The link is automatically reconnected to the phone when needed.

MULTIPARTY CALLS

When the Konftel 60W is connected to your phone, it functions as a conference phone. It can only perform multiparty calls through a conference bridge or a bridging service. Please contact your telephone system administrator for further details.

For other functions and information, please refer to your Konftel 60W User Guide on www.konftel.com