

Quick reference guide Konftel 60W

Connection to system phone via cable

English

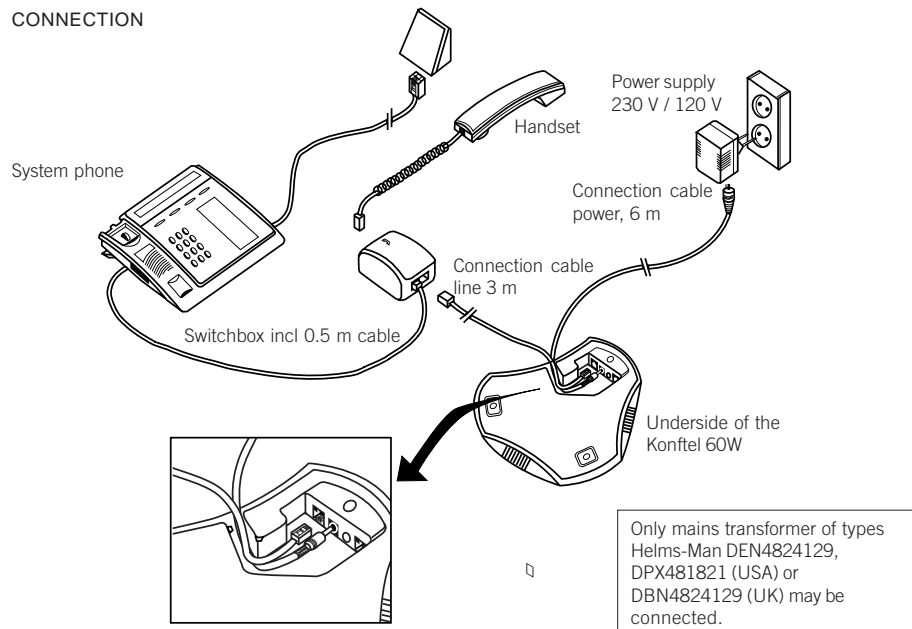
Konftel is a leading company within loudspeaker communication and audio technology. We develop and sell products and technology for telephone meetings based on cutting-edge expertise within acoustics and digital signal processing. Characteristic of our products is that all conference telephones contain the same high quality audio technology – OmniSound® – providing crystal clear sound. Learn more about Konftel and our other products on www.konftel.com.

Developed by Konftel AB
Box 268, SE-901 06 Umeå, Sweden
Phone: +46 90 706 489 Fax: +46 90 131 435
E-mail: info@konftel.com Web: www.konftel.com



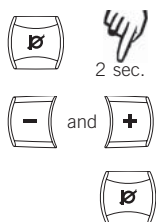


CONNECTION



OPTIMISING MICROPHONE VOLUME

Adjust the microphone volume when you install the unit to ensure optimum sound quality.



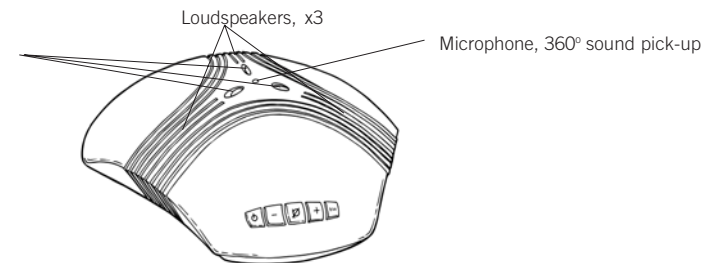
Connect a call and press the Mute button for 2 seconds until the LEDs start flashing.

Adjust the microphone volume, one step at a time, until you achieve optimum sound quality. Note that if the level is too high, it may cause echoes.

Press the Mute button to save the volume settings.

OVERVIEW

LEDs
Blue – microphone on
Red – microphone muted



BUTTONS



On/off button
Transfer the call from your system phone to the Konftel 60W

- button
Decrease the speaker volume

Mute button
Briefly press – mute

+ button
Increase the speaker volume

Trim button
When you want to tune your Konftel 60W manually.

MULTIPARTY CALLS

When the Konftel 60W is connected to your systemphone, it functions as a conference phone. It can only perform multiparty calls on a properly configured enterprise phone network or when multiparty calls are placed through a conference bridge or a bridging service. Please contact your telephone system administrator for further details.

ANSWERING A CALL



Lift the handset and press the On/off button. Your call will be transferred from the handset to the Konftel 60W.

MAKING A CALL



Make a call and put the handset to one side.

Switch to loudspeaker by turning on your Konftel 60W.

ENDING A CALL



To end a call, replace the handset and press the On/off button to end a call.

For other functions and information, please refer to your Konftel 60W User Guide on www.konftel.com