



## Description Of Files In Call Mynah Memory



Downloads Available at [www.CallMynah.com](http://www.CallMynah.com)

UK Office +44 (0) 1909-512148

US Office +1(0) 949.587.1226

This guide is Copyright © Intelligent Recording Limited 2010 – all rights reserved.

Call Mynah is designed, developed and manufactured by Intelligent Recording Limited.

[www.irl-recording.com](http://www.irl-recording.com)

## Introduction

This document describes the structure and the various files available on the Call Mynah Universal Call recorder by Intelligent Recording Limited.

Whenever Call Mynah enters 'USB Mode', it will appear to your computer as an external mass Storage device.

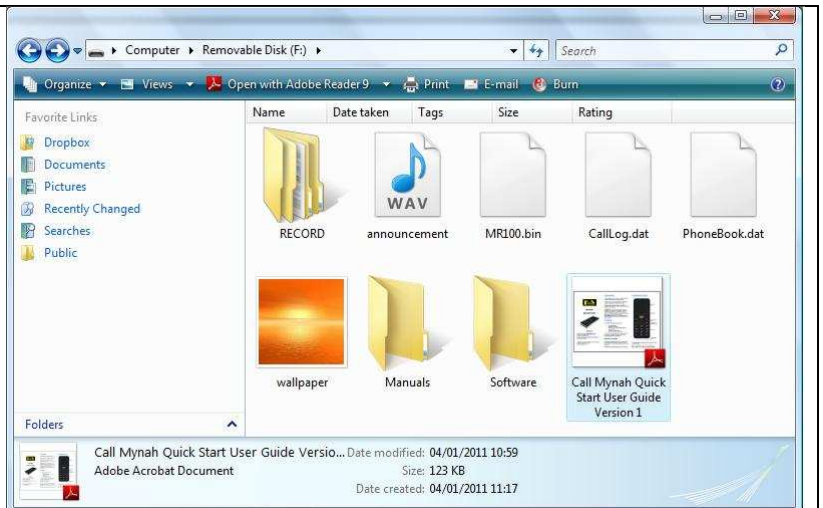


Double Click on the icon to explore the Call Mynah memory.

## The Root Folder

Your computer will show the contents of the Call Mynah root folder.

The table below describes each of the files contained in the Root Folder.



File	Format	Description
RECORD	Folder	Contains individual call recording files for each recorded call.
Manuals	Folder	Contains a selection of User Manuals for Call Mynah in pdf format.
Software	Folder	Contains various software installation files such as XtR Desktop PC management software.
Call Mynah Quick Start User Guide	PDF	A copy of the single sheet Quick Start manual supplied in the Call Mynah packaging.
wallpaper	Bitmap	A 128 x 128 bitmap used by Call Mynah to create the wallpaper image on the Call Mynah LCD. Please feel free to add your own bitmap image to create your own style.
announcement	Wav	This file is used to make an audio announcement to your callers that you are recording your calls. To use it you will need to enable announcements in the Call Mynah menu. Feel free to record and add your own customized announcement by creating an announcement.wav file.
MR100.bin	Binary file	This file (if present) is a copy of the Call Mynah unit software. You can upgrade the Call Mynah unit software from time to time by downloading a new file from <a href="http://www.CallMynah.com">www.CallMynah.com</a> and replacing this file. Call Mynah looks and loads its operating software from this file whenever power is turned on.
CallLog PhoneBook	.dat files	These files contain the data for the Call Mynah Phonebook and the Recordings log. They cannot be edited by the user.

## \RECORD Folder

The RECORD Folder contains all of the individual recording files for each of the conversations you record.

Under the Recordings Folder are various sub folders which are numbered.

Call Mynah creates a new folder for each calendar month, for example a folder for 'December 2010' will be '201012' and a folder for January 2011 will be '201101'.

Within each sub folder will be a large number of individual call recordings. These recordings are stored in Intelligent Recording's proprietary 'xtr' format. You will not be able to listen to these calls on your PC without first installing the XtR Desktop software supplied.

**Note** – If you wish to export call recordings as wav files, you can do this using the XtR Desktop Software supplied.

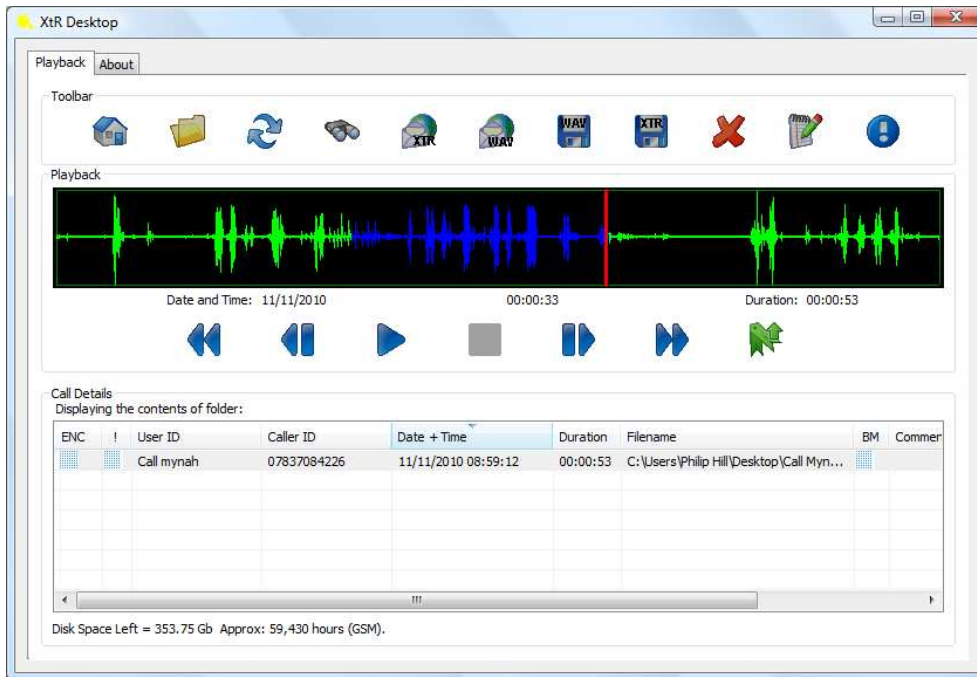
You can read various information about each recording file from the name of the file, for example, a file named '20101220143721-I-01909512148.xtr'

- is a call at 14:37:21 on 20<sup>th</sup> December 2010 (20101220143721)
- this call was Incoming (-I-) Note O = Outgoing
- the called number was 01909512148

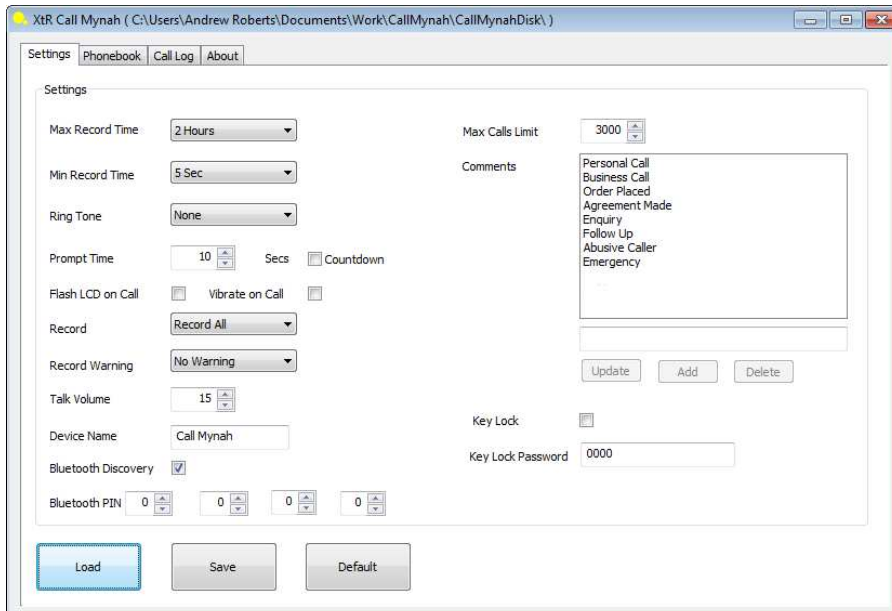
## \Software Folder

The Software folder contains the Installation files for the desktop software supplied with Call Mynah.

Double click on the Setup\_CallMynah.exe file to begin the installation.



Xtr Desktop Software allows you to search, play, export, email and manage all your Call Mynah recordings easily.



XtrCallMynah allows PC configuration of your Call Mynah and easy editing of the Call Mynah contacts Phonebook.

## \ **Manuals Folder**

The Manuals folder contains additional User Guides and setup manuals for Call Mynah and the application software supplied.

These manuals are in pdf format.