



ExResistTel IP2 Explosion-proof VoIP Telephone

IP Telephone for indoor and outdoor use in zone 1 and 2

- ▶ IP 66 protection class as per IEC60529
- ▶ Ambient temperature range -40°C to +60°C (heated display)
- ▶ Ring signal ≥ 95 dB(A) at a distance of 1 m
- ▶ Pixel-based illuminated LCD display
- ▶ V4A alphanumeric keypad
- ▶ Web based monitoring (operating, handset, hands free, ringing)
- ▶ Intelligent, user friendly menu structure
- ▶ Standard protocols H.323, SIP, TSIP, SIPS
- ▶ Power supply: PoE or external supply
- ▶ Connection to 10/100-BASE-T Ethernet
- ▶ Hands free communication

Application

Proven technology from FHF makes the ExResistTel IP2 suitable for all indoor and outdoor applications in hazardous areas.

The new ExResistTel IP2 is the ideal unit for all kinds of weather conditions at a wide variety of very diverse facilities – whether sea water, high humidity or extreme mechanical demands.

The housing is made of impact and shock resistant fiberglass-reinforced polyester. Even acids, alkalis or lubricants have no effect on the housing. Its robust design is the perfect “packaging” to meet the latest requirements demanded of VoIP telephones for use in hazardous areas.

It is always available when a telephone is urgently needed, such as in emergency situations.

The ExResistTel IP2 makes work more effective by providing especially convenient telephone services.

An illuminated, heated display rounds out the convenience features of the ExResistTel IP2.

It also supports all features of the H.450 standard.

The ExResistTel IP2 offers high-quality features based on industry standards and our decades of experience.

A headset, available as accessory equipment, can be easily connected to the telephone. A handsfree function is also integrated into the unit.

Ex-Telephone for outdoor facilities

Proven technology from FHF makes the ExResistTel IP2 suitable for all zone 1+2 applications.



Features

Display	182 x 64 pixels
Protocols	H.323, SIP TSIP SIPS
General	H.323 version 4 including H.225, H.235, H.245 and RAS Gatekeeper routed signalling, H.450, Session Initiation Protocol (SIP) RTP, SRTP Real Time Protocol – for voice data transmission
RTCP	Real Time Control Protocol – first level of “Quality of Service”
RAS protocol	Support for an external gatekeeper
DTMF	H.245 “Alphanumeric” or “Signal Type”
Additional VoIP features	H.245 fast connect en-bloc dialing overlapped sending
Security	Encrypted password authentication as per H.235
Quality of Service	IP packet prioritization via TOS and DiffServ VLAN priority as per IEEE 802.1p / 802.1q
Audio codecs	G.711 A-law / μ -law (64 kbps), G.729A (16 kbps)
Echo compensation	G.168
Access	HTML via web browser Password protected with secure authentication
Troubleshooting	Log and trace files and status display of interfaces and connections Ping connection test for Internet Protocol, sending of SNMP traps
Updates	Configuration save and restore, Boot code and firmware updates via HTML upload Automatic updating via update server
DSL access	PPPoE protocol
VPN	Tunneling with PPTP encryption with MPPE
NAT	Network Address Translation – translates public IP addresses into private local address space addresses and vice versa
DHCP	Dynamic Host Configuration Protocol – sets up the IP interfaces
ICMP	Internet Control Message Protocol – for ping tests
Call signal generation	Automatic call signal generation as per European and US standards
Call transfer	Call Transfer in all common variants: with/without asking, before/after answering, etc.
Call diversion	Call Diversion / Redirection
Call hold	Call Hold / Retrieve
Call waiting	Call Waiting with corresponding signaling to calling party
Message	Telephone displays that a message is waiting
Pickup	Telephone displays that a call can be picked up
Pickup list	Telephone displays a list of calls that can be picked up
Name display	For signaling which name should be displayed
Call back	Call Completion with all common variants such as call back when busy and call back when free
3-way conference	With 3 parties, also external parties
Caller ID	For special signaling of individual phone numbers or phone number groups
Multiple registration	Maximum of 6 registrations
Telephone book	All registrations available automatically from central telephone book, External databases integrated via LDAP
Time	Precisely accurate time data via time server access

Technical specifications

Connection Data

Powered via Power over Ethernet as per IEEE 802.3af using the spare data lines or via external power supply

Voltage of external power supply	19.2 V - 52.8 V DC
Power consumption PoE (class 0)	12.95 W
Connection	Screw terminals (10/100 Mbit/s)
Ring signal volume	approx. 95 dB(A) maximum at a distance of 1 m
Housing (height x width x depth)	293 x 227 x 135 mm
Weight (standard model)	approx. 5.000 g
Display	182 x 64 pixels
Mounting position	Vertical wall mounting
Switching capacity of relay	250 V AC, 5 A 30 V DC, 5 A 50 V DC, 1 A 230 V DC, 0.5 A

Handset

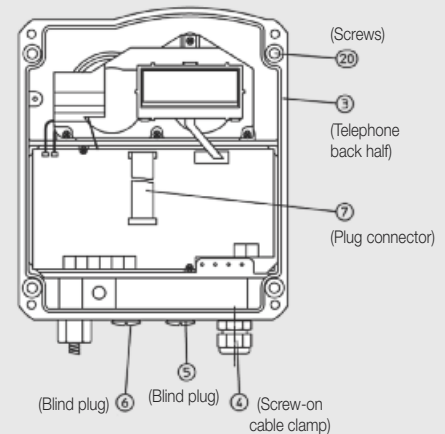
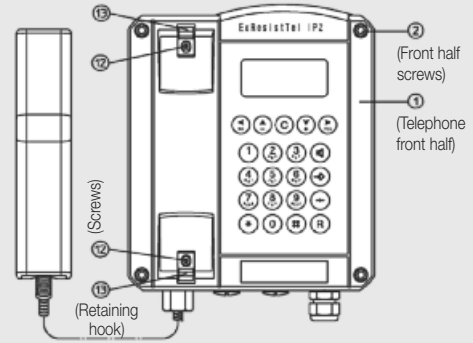
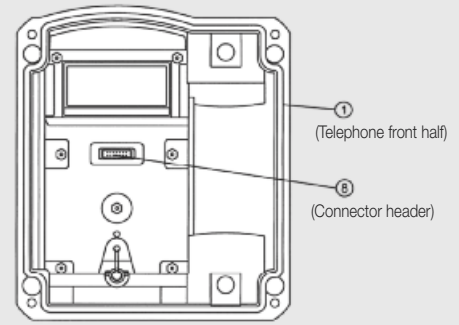
Voice capsule	Electret microphone
Earpiece capsule	Dynamic capsule with magnetic field generator
Handset securing mechanism in cradle	Standard equipment

Environmental Conditions

Ambient operating temperature	-40 °C to +60 °C
-------------------------------	------------------

Conformity

Protection class	IP 66 as per IEC 60529
Impact resistance	IK 09 as per EN IEC 62262:2002
Types of protection	II 2G Ex e ib [ib] mb IIC T4 Gb III 2D Ex ib [ib] tb IIIC T 135 °C Db



Order information

Type	Designation	Housing Color	Art. No.
ExResistTel IP2	VoIP Telephone	Black	with relay contact 112 861 80

Subject to change without notice · Printout 06/14

