Part 1. Introduction

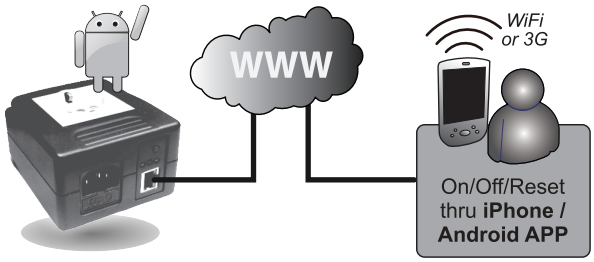

- Remotely turn power Off/On/Reset from iPhone or Android APP.
- Set outlet to auto power-cycle on external PING failure!
- Set schedules

Part 2. How to Setup

1



Connect ezOutlet to the power plug.

The Red LED will turn ON indicating that the outlet is ON.

The Yellow LED will blink indicating "No communication" with remote server yet.

2



Connect LAN cable to ezOutlet.

The Yellow LED will turn ON as soon as "Communication with remote server is established".

The Green LED will blink if internet is online and Auto Reset is OFF.

3 Download and install the ***ezOutlet*** APP



Search for ezOutlet
For Android OS, visit Google Play
For Apple OS, visit iTunes store

4



Add / Connect to ezOutlet

Press the function button once to turn ezOutlet into 'Add' mode.

All 3 LED will blink in succession. Unit will remain in this mode for 3 minutes and will stop blinking when successfully added.

5



Check the ezOutlet ID (at bottom of device)

Enter the 5 digit ID or scan QR code using APP to 'Add'.



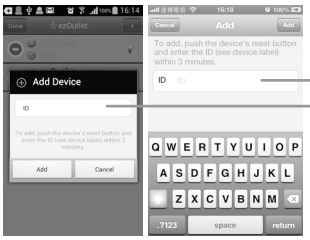

Note: A total of 4 APP user / Web account can be setup to control each ezOutlet device. Once full, one user must be removed before another can be added.

Part 3. How to Remove APP user

1. To remove an APP user. From the user's APP. Select Delete.

2. To remove all APP users associated with this ezOutlet device;



Press and hold the function button for 10sec. Yellow LED will turn Off, release button and unit will restart.

This action removes ALL APP user who has added this ezOutlet device. It does not reset the unit to default.

Part 4. LED Indicators

LED	ON	OFF	Blinking
Green	Internet normal and Auto Reset ON	No Internet	Internet normal and Auto Reset OFF
Red	Outlet is ON	Outlet is OFF	-
Yellow	Comm with remote server established	-	Comm with remote server lost

LED status (combination blinks)

Green > Red > Yellow > Green ...
Unit is in "Add" mode. User will have 3 minutes to enter this ezOutlet ID into the APP.

Green + Red + Yellow > Green + Red + Yellow ...
This unit has reached the maximum number of added APPs (4). One must be deleted before another can be added.

Red + Yellow > Red + Yellow > ...
The device is in firmware download mode (refer to APP on how-to).

Red > Yellow >> Red > Yellow > ...
Firmware download in progress.

Part 5: Description

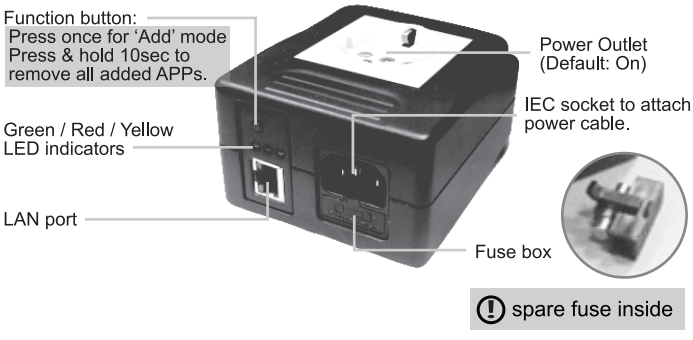

ezOutlet *DESIGNED for use with iOS / Android*

User Manual

For model:
EZ-21f



Visit Google Play or
iTunes to download the ezOutlet APP!

rev. 3b30